



District Report Card: 2017


State: Uttarakhand	District: Haridwar
Class: 3	Subject: Language
Schools: 60	Students: 1283


Participation/Coverage


Students

<div>GENDER</div> <div></div>	Boys		Girls	
	Number	%	Number	%
	581	45.28	702	54.72

<div>AREA</div> <div></div>	Rural		Urban	
	Number	%	Number	%
	1076	83.87	207	16.13

<div>CATEGORY</div> <div></div>	SC		ST		OBC		GEN	
	Number	%	Number	%	Number	%	Number	%
	442	34.45	1	0.08	718	55.96	122	9.51

<div>CWSN</div> <div></div>	LD	VI	HI	S&LD	ID	Oth
	2	0	1	3	2	2

<div>Management</div> <div></div>	Government		Government-aided	
	Number	%	Number	%
	1226	95.56	57	4.44

Average Performance of Students in Language (%)

Overall	Gender		Area		Management		Social Group			
	Male	Female	Rural	Urban	Govt.	Aided	SC	ST	OBC	GEN
77.11	76.72	77.43	76.69	79.26	77.11	77.08	75.73	60.00	77.40	80.49

Performance on Learning Outcomes (LOs)

Learning Outcomes	Description	Average Performance(%)
L304	Reads small texts with comprehension i.e., identifies main ideas, details, sequence and draws conclusions	77.82
L312	Reads printed scripts on the classroom walls: poems, posters, charts etc.	75.68

Range of Performance of Students who Answered Correctly							
Below 30%		30% - 50%		50% - 75%		Above 75%	
Number	%	Number	%	Number	%	Number	%
35	2.73	75	5.85	413	32.19	760	59.24

Lowest Performing Learning Outcomes (LOs)

- 1 - Reads printed scripts on the classroom walls: poems, posters, charts etc. (75.68)
- 2 - Reads small texts with comprehension i.e., identifies main ideas, details, sequence and draws conclusions (77.82)